

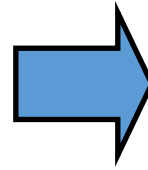
1. Watch this video clip:

<https://www.youtube.com/watch?v=xOKr462HLc0>

Have a look through the power point that is on the school website (called Science Materials PowerPoint).

What different objects can you think of that are made from these different materials?

Can you go on a material hunt around your house to find these different materials? Can you group them in to the materials?



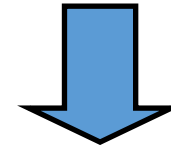
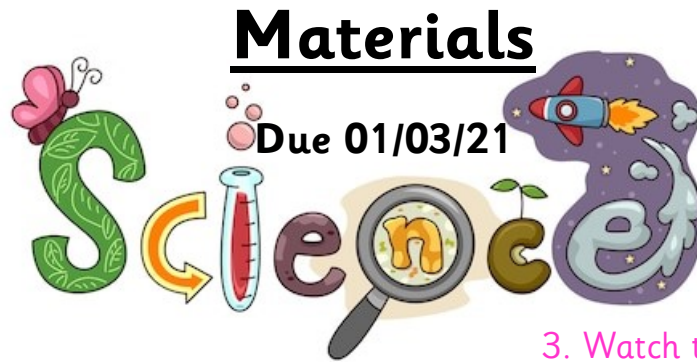

2. Watch this video clip

[https://www.youtube.com/watch?v=340MmuY\\_osY](https://www.youtube.com/watch?v=340MmuY_osY)

Talk about the different materials in the video. Is there anything you can think of which isn't mentioned?


Discuss what would happen if our clothes were made from paper or our houses out of cardboard.

Complete the worksheet on the school website labelled 'Properties of materials'. You need to group the objects by their properties e.g. a towel is absorbent. You can draw a picture of the object and also write the word if you want.



4. Make a **news report** about the rubbish that was found on the school playground (can be a video or typed).

- Who left it (was it year 2?)
- What can we do with it?
- What should they have done with it?
- What would have happened if it had have been left there?



3. Watch this video clip

<https://www.bbc.co.uk/bitesize/clips/z9p9j6f>

Have a look at the recycling PowerPoint on the school website (called Recycling PowerPoint).

Collect different materials (or look in your recycling bin!) and see if you can group the recycling in to:

**Cans, plastic, glass, paper/card, compost, fabrics.**

Can you find the recycling symbol on any objects in your house?

Is there anything in your bin you could have recycled instead of it being put in the bin?